

THE BEST IN ECO-FRIENDLY FLOORING BY DURO-DESIGN

CORK → page 2 to 19

BAMBOO → page 20 to 35

STRAND BAMBOO → page 36 to 39

EUCALYPTUS → page 40 to 43

FSC HARDWOODS → page 44 to 47



Cork, Bamboo, Eucalyptus, FSC Hardwood Flooring



The beauty and comfort of cork makes it the ultimate green flooring material

Duro-design cork is the ideal choice for floors in prestige residences and commercial buildings

No one offers more advantages than the unique Duro-design cork flooring:

- 54 crisp and clear colors available in six patterns give a wide creative choice to amateur or professional designers. Cork tiles can be crafted in all manner of designs
- Duro-design's exclusive staining technology can create cork floors in almost any color
- Its proprietary MP765 water-base coating system offers clarity, durability, abrasion resistance and low maintenance for decades to come
- Cork's natural resilience makes it easy on legs and is extremely comfortable to walk on
- Natural acoustic properties impart a quiet "sound and feel" to any room
- Unaffected by humidity, Duro-designs cork flooring is ideal for spas and similar applications
- It is also anti-allergenic and anti-static
- Cork is a completely renewable resource harvested as bark from living cork trees for centuries, never harmed by the harvest

Duro-design makes two types of cork flooring

Duro-design cork floors are available in either glue-down cork tiles or click-together floating floor planks. Both can go over radiant heating.

Our cork tile flooring is easily installed in much the same way as vinyl or resilient flooring over smooth concrete or plywood. Duro-design floating cork floors may be installed directly over an existing floor, concrete slabs or construction-grade plywood.

Build green and achieve LEED® certification

- LEED® MR Credit 4.1 and 4.2: Recycled Content
- LEED® MR Credit 6: Rapidly Renewable Materials
- LEED® EQ Credit 4: Low-Emitting Materials

Durability you can count on

Duro-design cork floors are durable for two main reasons :

1. The density of our cork is at least 500 kg / m³, which gives it exceptional indentation recovery from high heels and the weight of heavy objects.
2. Specially engineered for the resilience and buoyancy of cork, our four-coat, on-site MP765™ two-component, water-base urethane is the ultimate finishing system.

It possesses all the attributes needed to give the cork flooring excellent durability including:

- Super flexibility to follow the bouncing movement of the cork
- Excellent abrasion and chemical resistance
- Very sharp optical definition to give the cork a beautiful, natural and vibrant look.

The MP765™ water-base urethane is fast-drying and almost negligible of VOC contents. It has a viscosity of about 20 seconds (Ford cup #4) and applies almost effortlessly, like washing a floor. What's more, it completely seals the joints, creating an impermeable floor.

It is also very easy to recoat. Just a light screening is necessary before refinishing the floor.



1



2



3



4

CORK




1



4



2



3



1 : PRIVATE RESIDENCE. BURR RIDGE, IL → *Cleopatra Negra* | 2 : PRIVATE RESIDENCE, LORRAINE, OH → *Baltico Natural*
 3 : PRIVATE RESIDENCE, QUÉBEC CITY, QC CANADA → *Cleopatra in Steel Green, Mahogany and Natural*

4 : PRIVATE RESIDENCE, BEVERLY HILLS, CA → *Baltico in August Brown*



1



4



5



2



3

1 : KRESS LIBRARY, DEPERE, WI → *Baltico Natural* | 2 : DENTAL CLINIC, MADISON, WI → *Barriga Natural and Red Terracotta*
3: GRIFFITH PARK OBSERVATORY, LOS ANGELES, CA → *Barriga in Sunny Yellow, Red Terracotta, Red Maple and Mahogany*

4 : MT. VERNON METHODIST CHURCH, MT. VERNON, NY → *Barriga Bronze*
5 : WESTERN MICHIGAN UNIVERSITY, KALAMAZOO, MI → *Barriga in Natural, Moka, Red Terracotta and Primavera*



1



2




4



3



5



6

1 : REGUS CYBERCAFE, NORTH CAROLINA, *Barriga Red Terracotta and Sunny Yellow*
 2 : ASTRA ZENECA HEADQUARTERS, DAYCARE WILMINGTON, DE → *Marmol Natural planks*
 3 : VINTAGE'S WINE AND SPIRITS, COLORADO SPRINGS, CO → *Cleopatra Negra, Charcoal*

4 : AVEDA SPA & SALON - DENVER, CO → *Edipo in Moka, Chestnut, Cocoa, Leather Brown and Armagnac*
 5 : VANDERBILT UNIVERSITY, OWEN SCHOOL OF MANAGEMENT BUILDING, NASHVILLE, TN → *Barriga Natural with Moka stripes*
 6 : EVANSVILLE CENTRAL LIBRARY, EVANSVILLE, IN → *Barriga Natural and Black*



1



4



5



2



3



6

1 : BETH AM TEMPLE, BUFFALO GROVE, IL → *Marmol in Natural, Whiskey Brown and Cognac*
2 : BANK OF WAUSAU, WI → *Baltico Natural and Red Maple*

3 : HARD ROCK VAULT, ORLANDO, FL → *Edipo in Panama Yellow, Cleopatra Walnut, Red Terracotta, Mahogany and Marble Green*
4 / 5 / 6 : ONTARIO ART GALLERY, ON, CANADA → *Beautiful, high traffic resistant natural Marmol & Granite tiles*



1



3



4



2



5

1 : FRESSEN RESTAURANT, NEW YORK, NY → *Baltico August Brown with patterns of Edipo in Custom Green, Algerian Red and Coco*

2 : MANDARA SPA AT THE ATLANTIS RESORT, BAHAMAS → *Whiskey Brown in Marmol*


3 : ANHEUSER-BUSCH, CORPORATE OFFICE, MIDWAY, FL → *Edipo Natural*

4 / 5 : MARSHAL ERDMAN AND ASSOCIATES, MADISON, WI → *Barriga Natural and Leather Brown*

54 COLORS AND SIX PATTERNS FOR A TRULY UNIQUE FLOOR

Explore the unlimited color & design possibilities. Cork flooring cuts easily to create floor mosaics, flooring borders and other floor designs.

All colors are compatible with any pattern.



Custom staining available.

For information on: Installation, warranty, technical specifications, maintenance and more visit :

www.durodesign.com



FOR INSTALLATION

Installing a Duro-design cork floor can be accomplished in five easy steps :



1. Ensure that wood or concrete sub-floor is free of imperfections, using Portland self-levelling cement to make any necessary repairs.



2. Apply water-base contact adhesive with short-nap paint roller. Wait 45 minutes for the adhesive to dry. The dry adhesive will reactivate the pre-glued tiles.



3. Lay down the tiles as tightly as possible, compressing them together if necessary so as not to leave any gaps. The tiles are easily cut with a utility knife.



4. After installing a few tiles, apply pressure to the joints with a small melamine roller. Alternatively, wait until the end and go over the entire area with a 100-pound roller.



5. Apply four coats (two-hour interval between coats) of our MP765™ water-base urethane using synthetic lambskin wool supplied.

Properly installed and coated with our advanced water-base urethane, a floor made with high density tiles from the Duro-design Cork Flooring Collection is superior in terms of durability and performance to traditional hardwood and linoleum.

We can also provide on-site supervision to assure a perfect installation. Detailed installation instructions can be found on our Web site at :

www.durodesign.com/products/installation



For more information on products or to get free product or color samples contact your local showroom

duro design

Cork, Bamboo, Eucalyptus, FSC Hardwood Flooring

Tel.: 450.978.3403 | Toll Free: **1.888.528.8518**

Fax: 450.978. 2542 | info@durodesign.com

www.durodesign.com

